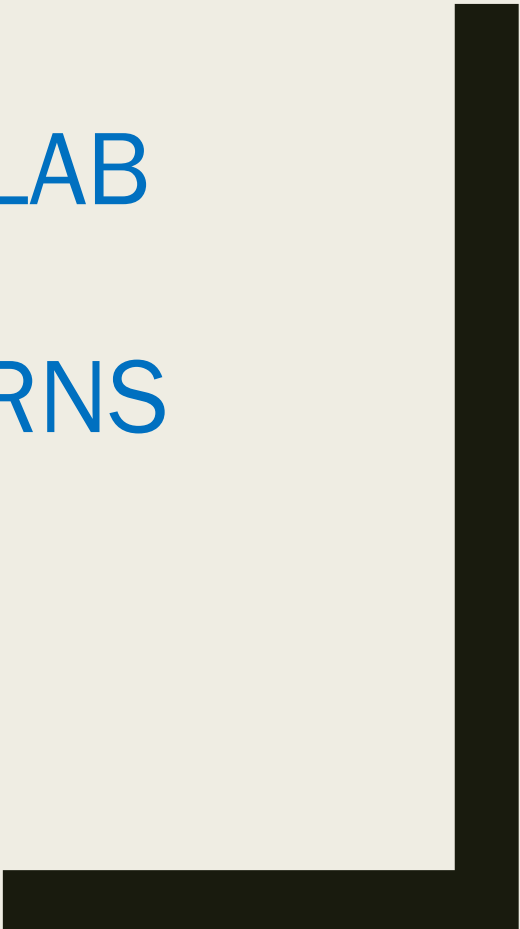


# IOWA DCI CRIME LAB UPDATE AND COMMON CONCERNS

Gary Licht  
Iowa DCI Criminalistics Lab  
Ankeny, IA







# Scope today: Common Concerns

- Evidence collection.
- Blood stain cards
- Clothing
- Major Case Prints
- Major Case Prints Template Handout
- Maintain good communication



37

# Reference File



# DCI Lab Update

- More DNA analysts
- Now have three firearms examiners
- Rebuilding LP staff, 3 to 5
- Drug Chemistry is gearing up for CBD/THC quants.



# Firearms evidence

- Handout discusses packaging
- Bullets – need to dry, use boxes instead of plastic or metal containers
- Bullets – it is OK to remove tissue, but without scratching. Tissue can cause deterioration to the microscopic striations.



# Evidence in general

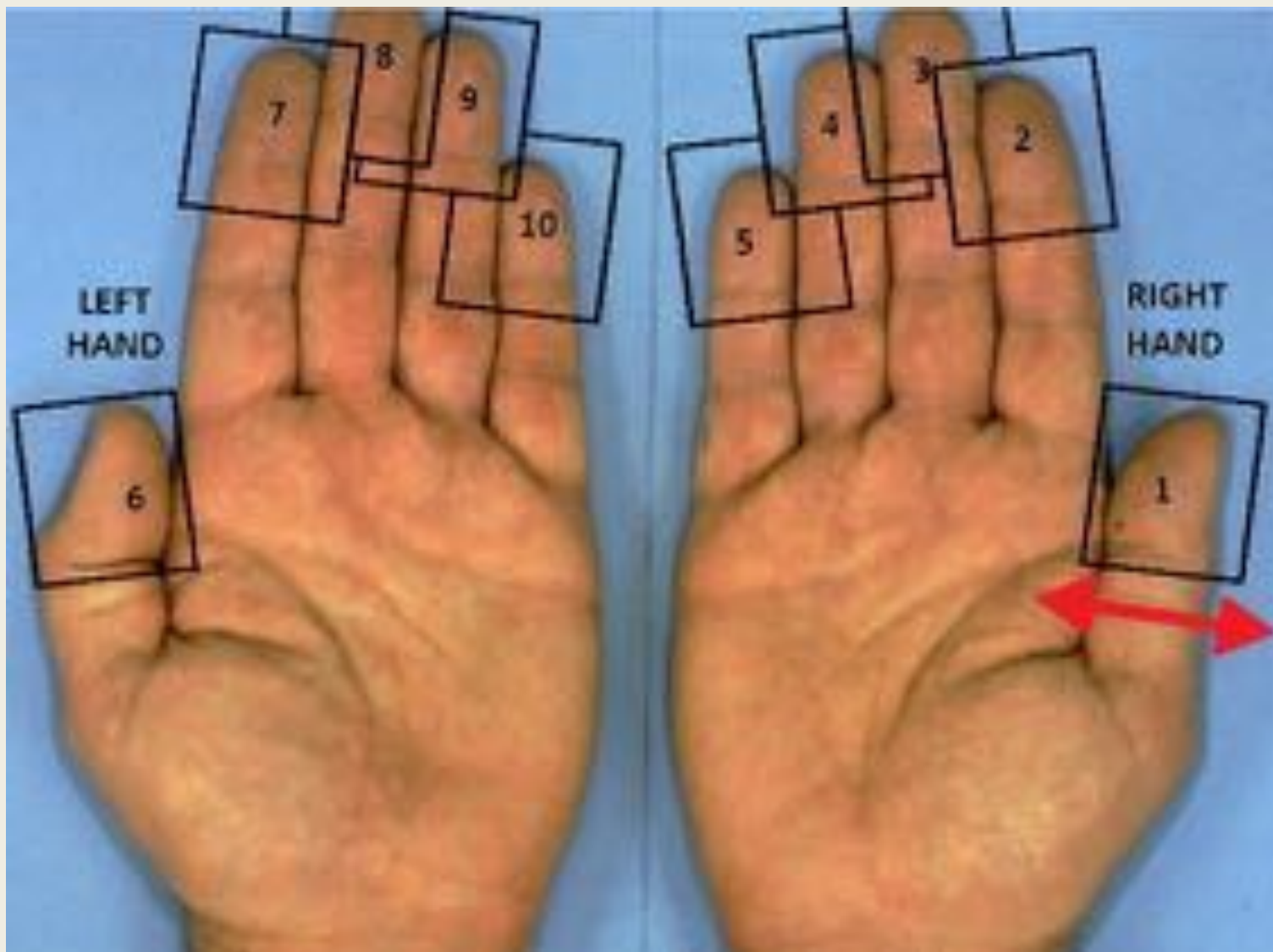
- Communication with originating agency is a must, who then has to communicate with the crime lab.
- Blood stain cards
- Major case prints
- Clothing is often needed, and should be retained by law enforcement



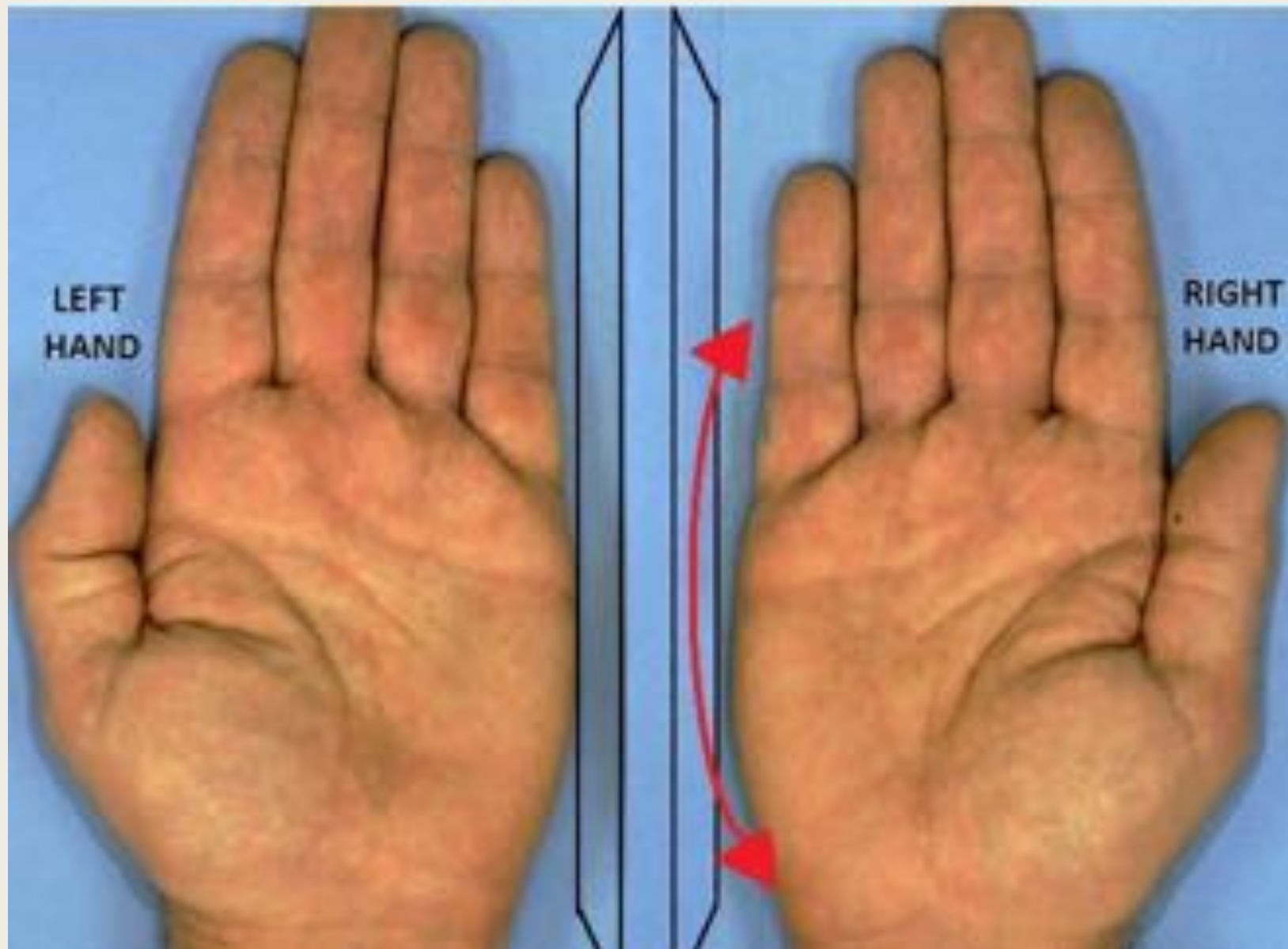
# Major Case Print Current Dilemma

- Shortage of people who know how to collect major case prints
- These prints are needed more often than LE remembers.
- DCI Crime Lab is rebuilding it's capabilities, and will be working with local agencies to develop skills in collecting major case prints
- As a general rule of thumb, the DCI lab will only collect decedent prints if we are already involved.











LEFT  
HAND

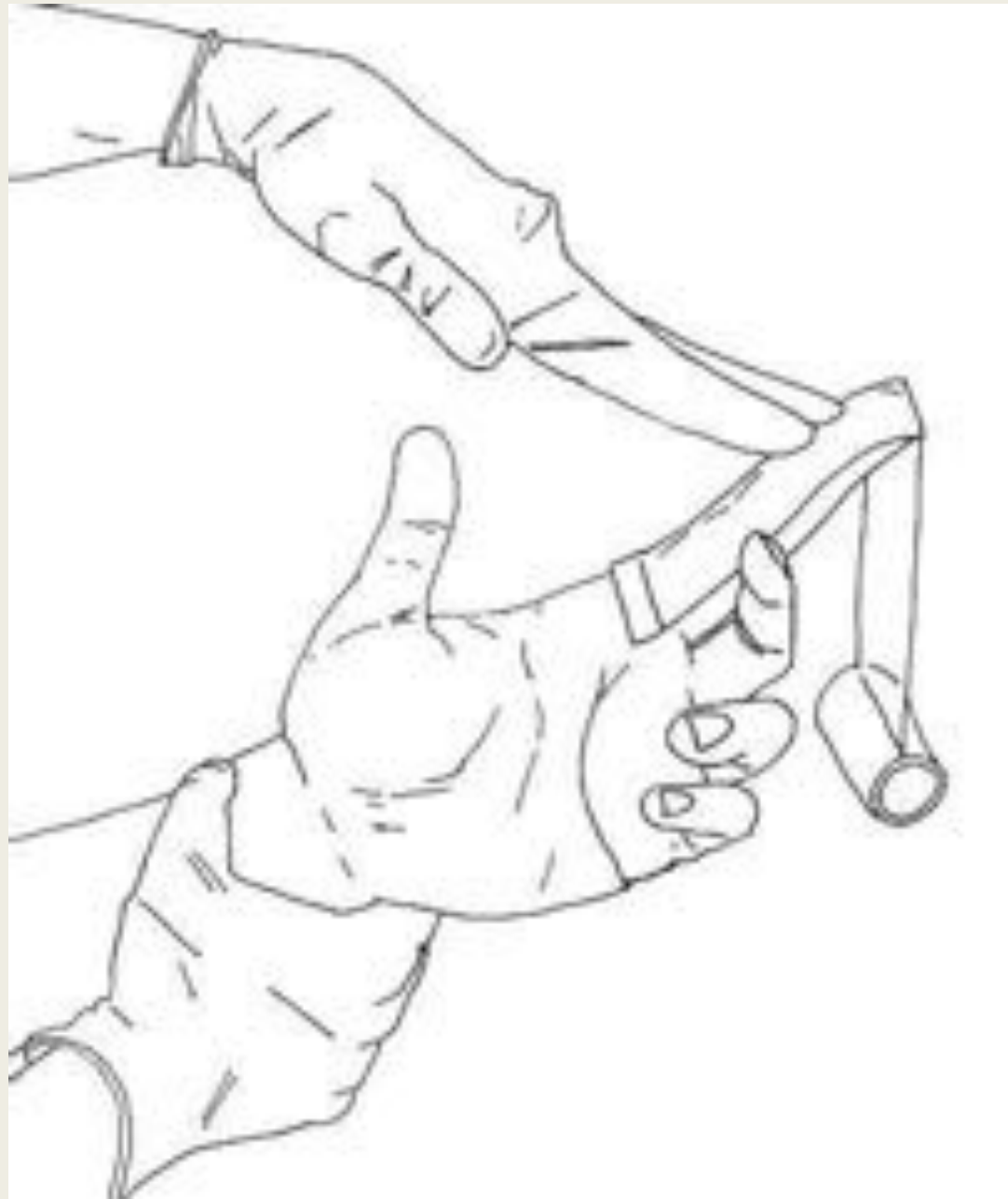
RIGHT  
HAND



# “Steve’s Templates”

- PDFs on the website
- To be printed on **transparencies**
- Consult your printer user manual for suitable transparencies
- Use black powder, 4” tape, and 1.5” tape
- Can use clear plastic sheet protectors as long as you label everything.





(PLACE PRINTS ON THIS SIDE)		RIGHT HAND Fingerprints			(WRITE ON THIS SIDE)	
1. Right Thumb	2. Right Index	3. Right Middle	4. Right Ring	5. Right Little		
1. Right Thumb	2. Right Index	3. Right Middle	4. Right Ring	5. Right Little		

**REQUIRED INFORMATION:**

CASE #:

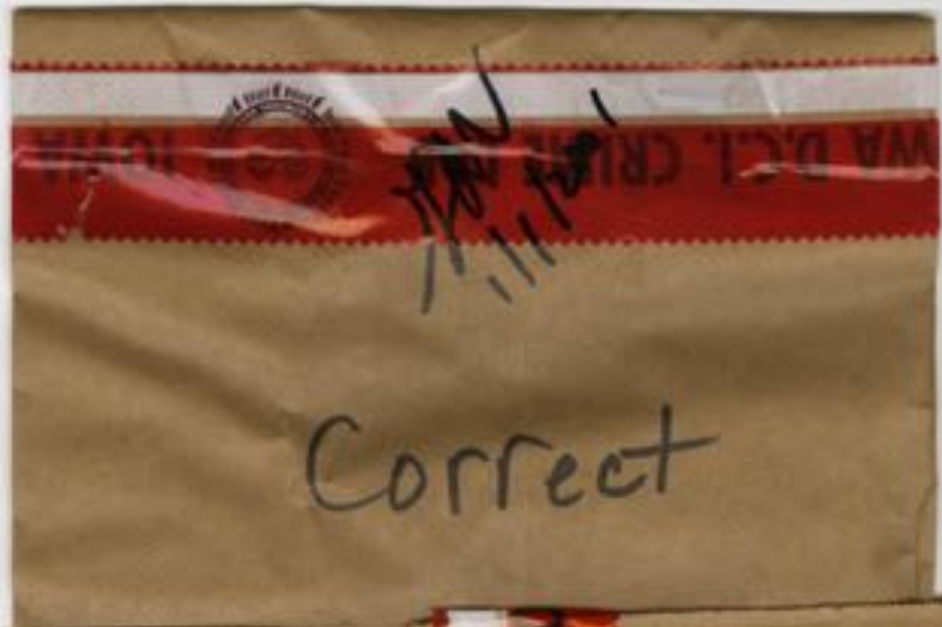
LAST NAME, FIRST NAME, MIDDLE NAME, SUFFIX:

DATE PRINTS OBTAINED:

OFFICIAL WHO OBTAINED PRINTS:

# Packaging

- Clean, not from scene
- Manila envelopes and sealed white paper folds
- Gun and knife boxes – preserves latents, blood, trace, condition of object
- Brown paper bags – they breath
- Who, What, Where, When, Initials



# General Information

- All evidence submitted to the lab must be in a sealed container
  - *A staple is not considered a seal*
  - *A seal is defined as a barrier that must be broken to open an item, the break in the barrier must be easily observed*
  - *A seal should be notated with at least initials and date*



# DNA EVIDENCE

- *All evidence for DNA analysis MUST be air dried before packaging*
- *Package/wrapped in brown paper bags or craft/butcher/brown paper - must be breathable container*
- *Liquid blood samples need to be kept cool*
- *Air dried evidence needs to be kept at room temperature NO TEMPERATURE EXTREMES*

# DNA EVIDENCE

- Submit original item if possible
- Cut stain from item if impossible to submit original item
- If unable to cut stain take sample from item
- What type of fluid do you think it is

# DNA Evidence

- Always use 100% cotton swabs
- Always include a control swab
- Place air dried swabs in separate breathable containers (swab box – manila enveloped)
- Use two swabs on single stain if possible (swabs of a single stain should be packaged together)

# Latent Print Evidence

- Non-porous items must be in paper containers (brown paper bags – cardboard boxes)
- Porous items can be packaged in plastic
- Try to avoid friction
- Latent print lifts can be a single or multiple exhibits

# LP evidence suggestions for agencies

- Superglue soon. Many prints dry up.
- Don't be afraid to dust, photograph, and lift prints. Go light on the brush and powder.

# Known Finger and Palm Prints

- Fingerprint and palm print cards from a single individual should be a single exhibit
- Fingerprint cards from multiple individuals should be multiple exhibits
- Fingerprint and palm print cards of multiple individuals can be packaged together

# Footwear/Tire Track Evidence

- A pair of shoe should be a single exhibit (not in a plastic bag)
- Every different pair of shoes should be separate exhibits (not in plastic bags)
- Actual shoes not photos should be submitted (not in a plastic bag)



# Footwear/Tire Track Evidence

**■ NEVER EVER PUT  
SHOES IN  
PLASTIC BAGS**

# Firearms Evidence

- Photograph the weapon before moving it, when the relevant person is deceased.
- Note and photograph the make, model and serial number
- Note and photograph the safety and hammer positions on semiautos



# Firearms Evidence


- **ALWAYS MAKE THE WEAPON SAFE BEFORE PACKAGING**

# Firearms Evidence

- Mark the cylinder position
  - *Small sharpie marks on back strap*
  - *Photograph cylinder*
  - *Inventory bullets individually*
  - *Individual bullets can be transported together*
  - *Don't put loose ammunition in with open weapon*

# Firearms Evidence

- Other than the cylinder mark do not mark on weapon, bullets or casings
- Remove magazine but don't unload it, and submit it also.
- Transport in box – no soft side cases
- Do not put cable ties through barrel or magazine port
- Submit ammunition if available





896520 -  
CFT7364 SW







CRIME EVIDENCE  
Officer: [Signature]  
Investigator: [Signature]  
Date: 08/27/2011  
Time: 11:00AM  
Case No: 110000



# Firearms Evidence

- “Wet” bullets need to be in a breathable container
- No metal containers for bullets
- Don’t pack bullets in cotton/fabric
- Cartridge casings can be in plastic
- Place clean paper over entry holes fold clothing so entry hole is up

# Document Evidence

- Transport in envelope, plastic bag, brown paper bag, tyvek bag, box
- Documentation on packaging before evidence is in container
- Separate exhibits for known writing and questioned writing
- Don't "clean" dirty/sooty evidence

# Document Evidence

- Handle by edges
- Avoid friction
- If a specific document could be excluded make each document an exhibit
- All known writings even if taken at different times can be a single exhibit



37





# Call when you need advice

- Daytime, 515-725-1500
- After hours, if working a scene, and need advice, call state radio. They have our home phone numbers, and will help find the right person and phone number.



JOHN GAINES/ASSOCIATED PRESS

**Searching for clues:** Investigators with the Iowa Division of Criminal Investigation gather evidence Friday at the scene of a fatal shooting at a mobile home park in West Burlington.

The image features two large, thick black L-shaped brackets. One is positioned in the top-left corner, and the other is in the bottom-right corner. They are oriented towards each other, framing the central text.

# QUESTION AND ANSWER SESSION